


## WEB PROJECT DOCUMENTATION

<b>Name:</b>	<b>Raynard Yang</b>
<b>Class:</b>	<b>3N(A) Nettle</b>
<b>Email:</b>	
<b>Project Title:</b>	<b>Bakeshop website</b>
<b>Client(s):</b>	<b>Ms Amy, Mr Calvin</b>

### 2B.Design-Color



a.

- I. The color scheme isn't chosen according to the logo color.
- II. Our Target audience is the public.
- III. The color is to represent the bakeshop.
- IV. The color is very calm and soothing and best to represent a bakeshop.

## 1A. Planning – Core Questions


1. What is the **purpose** of my website?

2. Who is the **target audience**?


3. What is the **image to portray**?

4. Additional Description / Notes


## 1B. Planning – Site Map



## 2A. Design – Layout (Wireframe)




## 2B. Design – Colour




### **Reasons for colour scheme:**



## 2C. Design – Font

A large, empty rectangular box with a thin black border, intended for the student to provide design notes or a visual representation of their font scheme.

**Reasons for font scheme:**

A large, empty rectangular box with a thin black border, intended for the student to explain the reasons behind their chosen font scheme.

## 2D. Design – Mockup

### Design Inspirations:

- 1.
- 2.
- 3.

### Final Mockup:



### 3. Coding

#### Stylesheets used:

- 1.
- 2.
- 3.

#### Scripts used:

1. Name of Script / Download URL
- 2.
- 3.

### 4. Live

#### URL:

#### Date Completed:

---

### Other references

#### Image Sources:

- 
- 
- 
- 
- 
-